



AMETEK[®]

ANNUAL REPORT

2018

THE POWER OF
AMETEK'S
GROWTH MODEL



1	Financial Highlights
2	Letter to Shareholders
5	AMETEK Overview
6	AMETEK at a Glance
7	Supporting Secular Growth Trends
8	AMETEK Growth Model Overview
9	Operational Excellence
10	New Product Development
11	Global and Market Expansion
12	Strong Cash Flow Generation
13	Disciplined Capital Deployment
14	Strategic Acquisitions
16	Directors and Officers of the Company
Inside Back Cover	Shareholder Information



Table of Contents

Financial Highlights

(\$ in millions, except per share amounts)

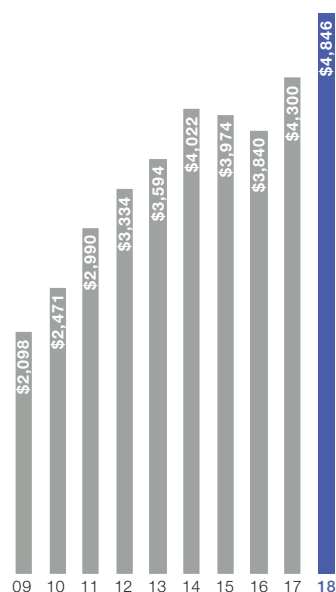
Year Ended December 31	2018	2017	2016	2015*	2014*
Net sales	\$ 4,845.9	\$ 4,300.2	\$ 3,840.1	\$ 3,974.3	\$ 4,022.0
Operating income	\$ 1,075.5	\$ 925.4	\$ 830.4	\$ 944.3	\$ 917.5
Net income	\$ 766.1	\$ 606.0	\$ 537.7	\$ 615.5	\$ 598.4
Diluted earnings per share	\$ 3.29	\$ 2.61	\$ 2.30	\$ 2.55	\$ 2.42
Dividends declared and paid per share	\$ 0.56	\$ 0.36	\$ 0.36	\$ 0.36	\$ 0.33
Operating income margin	22.2%	21.5%	21.6%	23.8%	22.8%
EBITDA	\$ 1,267.7	\$ 1,076.0	\$ 966.0	\$ 1,046.9	\$ 1,022.6
Free cash flow	\$ 843.4	\$ 758.2	\$ 693.5	\$ 603.4	\$ 654.7
Capital expenditures	\$ 82.1	\$ 75.1	\$ 63.3	\$ 69.1	\$ 71.3

At December 31

Total debt	\$ 2,632.7	\$ 2,174.3	\$ 2,341.6	\$ 1,938.0	\$ 1,709.0
Net debt	\$ 2,278.7	\$ 1,528.0	\$ 1,624.3	\$ 1,557.0	\$ 1,331.4
Total debt/EBITDA	2.1x	2.0x	2.4x	1.9x	1.7x
Stockholders' equity	\$ 4,241.9	\$ 4,027.6	\$ 3,256.5	\$ 3,254.6	\$ 3,239.6
Shares outstanding (in millions)	227.1	231.1	229.4	235.5	241.3
Number of employees	18,100	16,900	15,700	15,450	15,400

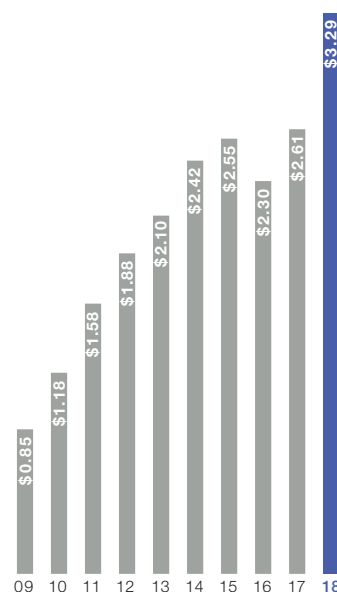
Note: This table includes non-GAAP (generally accepted accounting principles) results. Please visit the Investors section of www.ametek.com for a reconciliation of GAAP to non-GAAP results.

* Amounts do not reflect the adoption of ASU 2017-07 related to presentation of pension costs.



Net Sales
(In millions)

10%
CAGR



Diluted Earnings
Per Share

16%
CAGR

CAGR — Compound Annual Growth Rate



Letter to Shareholders

Overview

2018 was an exceptional year for AMETEK. Our businesses delivered outstanding operating performance, resulting in a record level of sales, orders, EBITDA, operating income, operating cash flow, free cash flow and diluted earnings per share. We deployed a record level of capital on strategic acquisitions in 2018, while also opportunistically repurchasing shares and meaningfully increasing our dividend.

Sales grew 13% to \$4.8 billion, including 7% organic sales growth. Orders grew 11%, allowing us to end the year with a record backlog of \$1.6 billion and solid visibility entering 2019. Earnings before interest, taxes, depreciation and amortization (EBITDA) increased to \$1.3 billion, or 26.2% of sales. Operating income was \$1.1 billion, an increase of 16%, and operating margins expanded 70 basis points to 22.2%. Earnings per diluted share were \$3.29, an increase of 26%. Free cash flow increased 11% to \$843 million and we deployed a record \$1.5 billion of capital in 2018 on strategic acquisitions and share repurchases. We also made significant investments in our businesses to position them for the future.

Those excellent results were driven by the **AMETEK Growth Model**, which integrates our Four Growth Strategies — Operational Excellence, New Product Development, Global and

Market Expansion, and Strategic Acquisitions — with a disciplined focus on cash generation and capital deployment. Additionally, at the core of the AMETEK Growth Model is a focus on talent development. Combined, these elements provide a scalable platform for long-term growth.

As we look forward to 2019 and beyond, we are confident this growth model will continue to deliver tremendous value for all of AMETEK's stakeholders.

In this report, we outline our performance in 2018, the key secular growth trends that our businesses serve and the key components of the AMETEK Growth Model, along with advances we made during the year to support our mission: **Solving our customers' most complex challenges with differentiated technology solutions.**

Operational Excellence

Operational Excellence is the cornerstone strategy of the AMETEK Growth Model and is ingrained in our culture. Within our Operational Excellence tool kit, we employ systems, processes and best practices, including Lean/Six Sigma, Value Analysis/Value Engineering, global sourcing and strategic procurement. These tools drive continual efficiency improvements and outstanding operating performance, profitability and working capital.

We continue to see exceptional results from these efforts. For the year, we generated \$90 million in savings through our Operational Excellence initiatives, including more than \$70 million from our global sourcing and strategic procurement activities. Additionally, we continue to drive improvements in working capital, with year-end working capital reduced to 16.9% of total sales.

Furthermore, in 2018, we successfully managed a changing global environment with proactive initiatives. We remain confident in our ability to manage inflation and tariff headwinds. This confidence is supported by our ability to capture incremental pricing due to the highly differentiated nature of our businesses, the strength and flexibility of our global supply chain, and our ability to shift production, given our asset-light business model. Our proven Operational Excellence capabilities, which capture each of these elements, position us extremely well to manage the impacts from tariffs in 2019.

New Product Development

New products and technology are critical to AMETEK's long-term success. Our businesses, and their highly skilled research, development and engineering teams, are working closely with our customers to develop differentiated technology solutions that solve their most complex challenges.

“Solving our customers’ most complex challenges with differentiated technology solutions”

We are committed to supporting our businesses with strong investments in research, development and engineering. In 2018, we invested more than \$230 million in those initiatives, or 5% of total sales.

Our newest products and solutions have gained excellent traction in their respective markets. During the year, we unveiled new products in high-speed digital imaging, laboratory analysis and ultra-precise measurement equipment, power monitoring systems, and medical solutions, to name just a few examples.

To gauge the effectiveness of these new solutions, we calculate our Vitality Index — the percentage of sales derived from products released within the last three years. Our Vitality Index for 2018 was an impressive 25%, which speaks to the success of our research, development and engineering efforts.

Global and Market Expansion

We remain committed to expanding our footprint into adjacent markets and new geographic regions around the world. By enhancing our international sales and service infrastructure, we are well-positioned to capture additional share in new markets.

Over the past two years, we have broadened our commercial excellence tools to improve

organic sales growth. Those tools include growth kaizens, digital marketing, sales force effectiveness, aftermarket services and voice-of-customer programs. Those initiatives are yielding positive results as our businesses are doing an excellent job integrating them into their continuous improvement processes.

In October, we celebrated the opening of our new Technology Solutions Centre in Bengaluru, India, which is equipped with products and technology from nearly 30 AMETEK businesses. This state-of-the-art facility showcases AMETEK’s latest technology, serving key markets such as aerospace, automation, precision manufacturing, test and measurement, and process analysis.

The Centre is designed to help customers develop new products and select the best solutions for their specific needs, as well as to service our products. The facility allows our teams to provide hands-on demonstrations and training, and greatly enhances our businesses’ ability to expand their positions in India’s attractive growth markets.

At \$2.4 billion, international sales in 2018 represented half of AMETEK’s total sales with broad-based growth across all key geographies. We remain focused on strategically investing to further grow our businesses in global markets. We will continue to expand our global

sales channels, develop additional service capabilities, and add to our manufacturing flexibility to better serve our customers and support our global growth.

Strategic Acquisitions

Acquiring businesses with differentiated technology continues to be the primary focus of our capital deployment strategy. We had an outstanding year in 2018, deploying a record \$1.1 billion on six acquisitions and adding approximately \$350 million in annual sales.

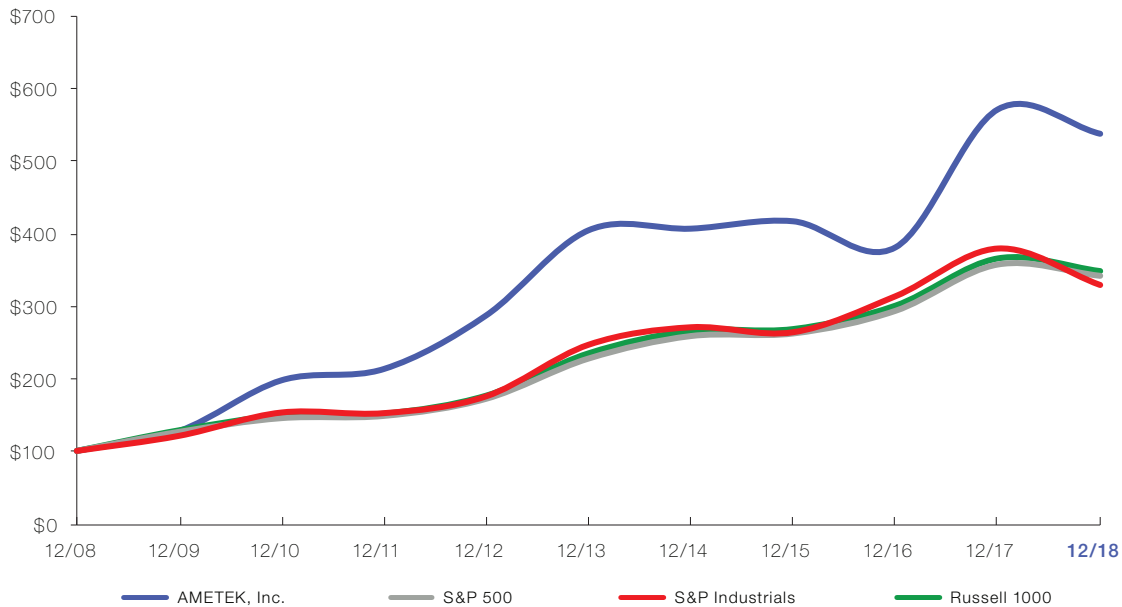
We highlight those acquisitions in this report, as they are exciting additions for AMETEK. They serve niche markets with highly differentiated technology solutions and hold leading positions in global growth markets. We are confident those businesses will add significant value to our company.

Given the strength of our cash flows and balance sheet, we have sufficient capacity to pursue additional acquisitions. We remain disciplined in our acquisition efforts, utilizing our proven deal sourcing, due diligence and integration processes to acquire attractive businesses and drive excellent returns on capital.

Cash Generation and Capital Deployment

The solid execution of our Four Growth Strategies, along with our asset-light business model,

Total Return to Shareholders



The chart compares the performance of \$100 invested in AMETEK, Inc., against the S&P 500, S&P Industrials and Russell 1000 Indexes on December 31, 2008, including reinvestment of dividends. AMETEK's total return to shareholders 10-year CAGR is 18%.

allows our businesses to generate strong and sustainable levels of cash flow. It is a key focus for our business leaders, who are tasked with minimizing their businesses' working capital needs and maximizing operating cash flows.

2018 was an exceptional year for AMETEK in terms of cash generation. Full-year operating cash flow grew 11% to a record \$926 million. Free cash flow for the year totaled \$843 million, up 11% over 2017, resulting in a free cash conversion ratio of 110% of net income.

The excellent cash flow generated by our businesses, along with the strength of our balance sheet, provides us with significant flexibility in our deployment of capital. Strategic acquisitions remain our top priority for capital deployment. Opportunistic share repurchases and modest dividends remain secondary uses of free cash flow. In addition to the \$1.1 billion we deployed in 2018 on strategic acquisitions, we also repurchased

nearly 5.1 million shares of our common stock for approximately \$368 million, and we increased our dividend by 56%. By taking these actions, we can compound our company's growth and drive long-term shareholder value.

Looking Ahead to 2019 and Beyond

Given our recent results and the strength of our underlying businesses, we have an increasingly positive outlook for the future. Our stated goal to double earnings every five years remains unchanged. The AMETEK Growth Model and underlying growth strategies are proven and scalable.

We remain well-positioned to capitalize on the global secular growth trends our businesses support. Our management team is experienced and committed to delivering shareholder value.

Our culture is ingrained in our business and is based on our core values of ethical business practices, respect for the individual, diversity,

teamwork and social responsibility. Our businesses are empowered to do what is right for their customers, their colleagues and their communities. The AMETEK Foundation partners with our colleagues in this effort by making positive impacts in the areas of children's education, health and welfare, and civic and social service programs in the communities where we operate. This culture is fundamental to our sustainable success.

I thank all my AMETEK colleagues for their hard work and tireless devotion to our business model. They delivered outstanding performance with record results in 2018 and helped position our company for a bright future.

David A. Zapico

David A. Zapico

Chairman of the Board and
Chief Executive Officer

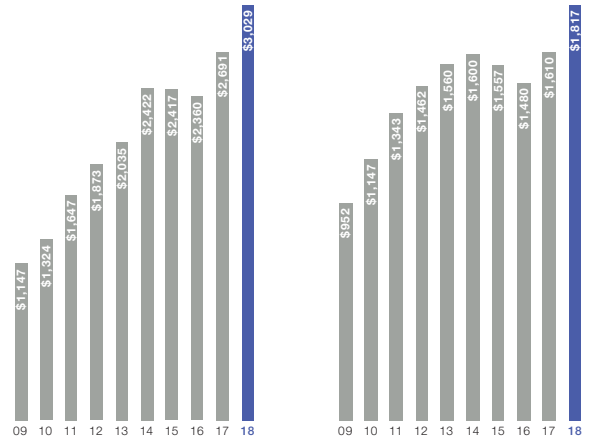
AMETEK Overview

AMETEK is a global leader in electronic instruments and electromechanical devices, with more than 18,000 colleagues at 150+ operating locations and a global network of sales, service and support locations in 30 countries around the world.

Founded in 1930 and headquartered in Berwyn, PA, AMETEK is **solving its customers' most complex challenges with differentiated technology solutions** across a diverse set of niche markets.

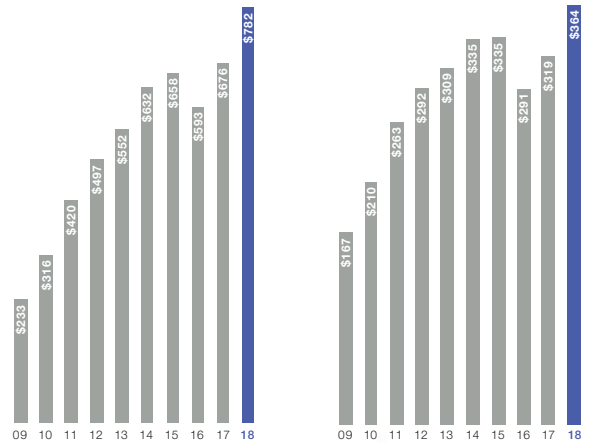
AMETEK consists of two operating groups: Electronic Instruments Group (EIG) and Electromechanical Group (EMG).

- ▶ *EIG is a worldwide leader in the design and manufacture of advanced analytical, test and measurement instrumentation for the energy, aerospace, power, research, medical and industrial markets.*
- ▶ *EMG is a differentiated supplier of automation and precision motion control solutions, as well as highly engineered electrical interconnects, specialty metals, and thermal management systems.*




EIG Sales
(In millions)

EMG Sales
(In millions)



EIG Operating Income
(In millions)

EMG Operating Income
(In millions)



AMETEK at a Glance

\$4.8B

GLOBAL SALES

\$1.3B

EBITDA

26.2%

EBITDA MARGIN

22.2%

OPERATING MARGIN

\$843M

FREE CASH FLOW

\$1.5B

CAPITAL DEPLOYED

80+

ACQUISITIONS
SINCE 2000

165+

MARKET-LEADING
BRANDS

18,000+

GLOBAL WORKFORCE

30

COUNTRIES

150+

OPERATING
LOCATIONS

At the heart of **AMETEK's culture** is a set of **core values** including a commitment to operating with the highest standards of business ethics — doing what is right for our customers, suppliers, shareholders, colleagues and local communities.

We operate our plants and facilities in an environmentally and socially responsible manner. Many of our products help support sustainability efforts such as energy efficiency, renewable energy and improved health care outcomes.

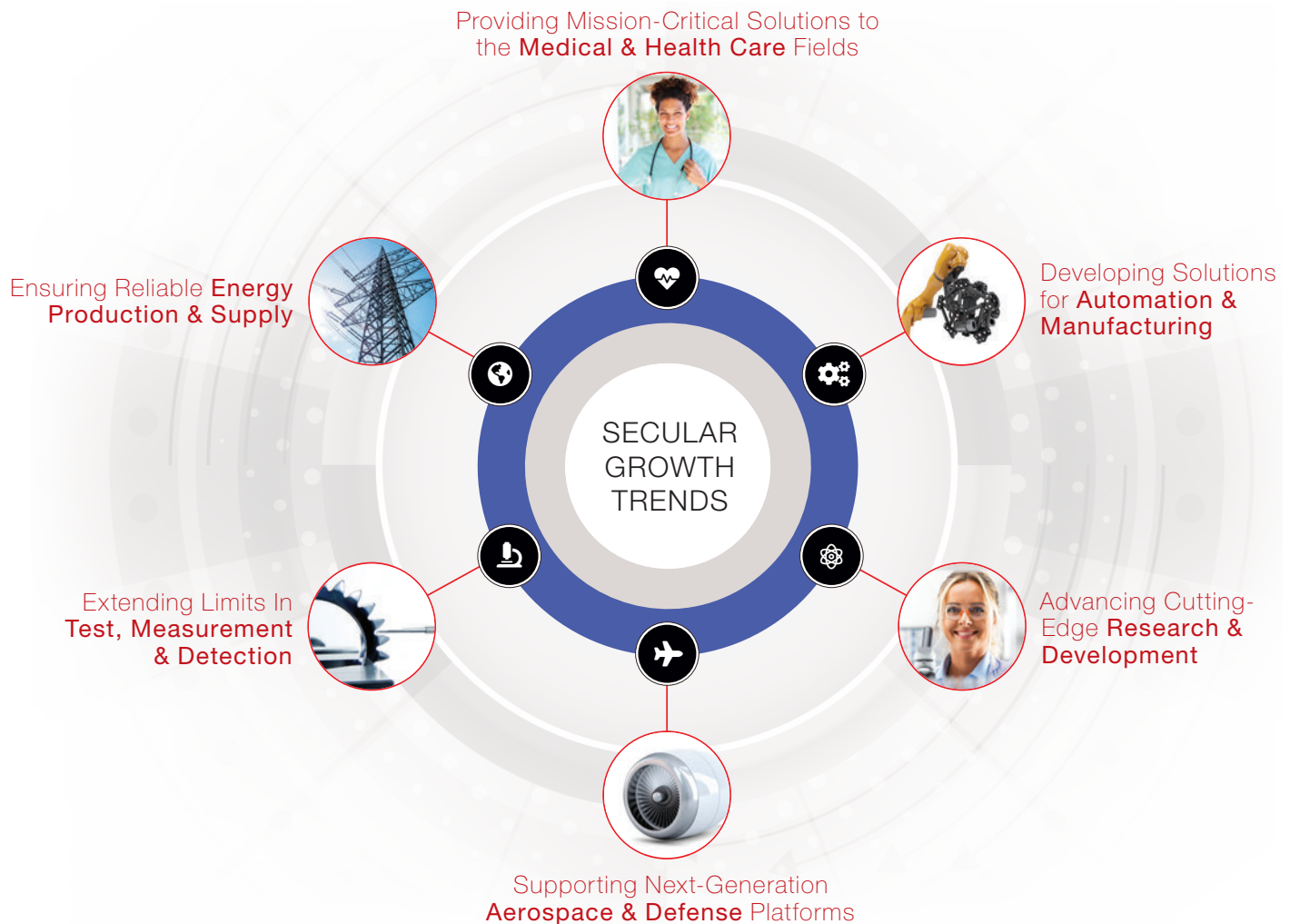
AMETEK and the AMETEK Foundation support the generosity of the company's employees who passionately donate their time, money and energy to improve their shared communities. Every year, the Foundation awards grants to more than 125 nonprofits in which AMETEK colleagues volunteer.

Supporting Secular Growth Trends

AMETEK's world-class businesses serve a broad set of customers with a robust portfolio of differentiated technology solutions.

While these solutions serve many different end markets around the globe, they address important secular growth trends impacting the macro economy.

Our growth initiatives are focused on expanding our presence and capabilities across these attractive growth areas.



AMETEK Growth Model Overview

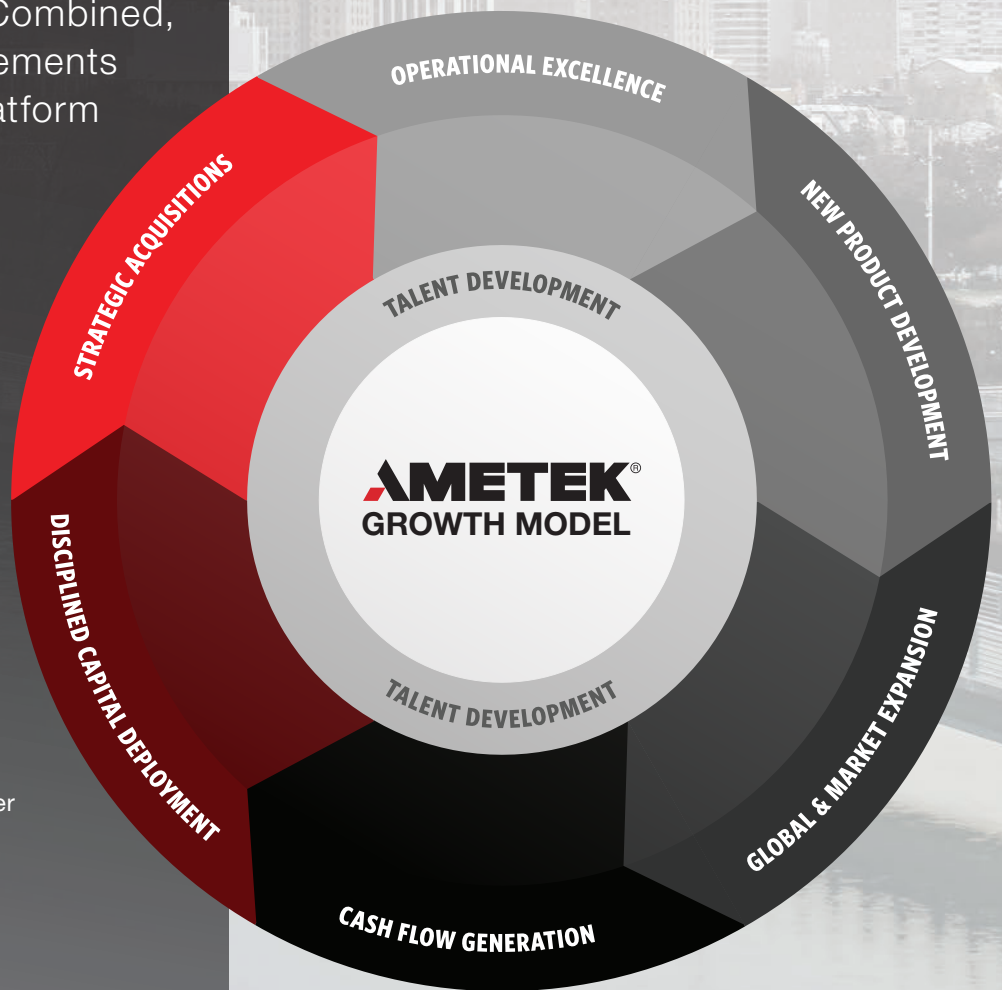
The AMETEK Growth Model integrates the Four Growth Strategies — Operational Excellence, New Product Development, Global and Market Expansion, and Strategic Acquisitions — with a disciplined focus on cash generation and capital deployment.

At the core of the AMETEK Growth Model is a focus on talent development. Combined, these foundational elements provide a scalable platform for long-term growth.

The AMETEK Growth Model has been proven successful and is a result of the deep-rooted, performance-based culture embodied at AMETEK. That culture is maintained and reinforced by attracting, retaining and developing a world-class workforce.

Superior talent, along with each element of the AMETEK Growth Model, allows the company to drive higher sales, margin expansion and sustained earnings growth, which leads to outstanding shareholder returns.

The following pages take a deeper look into each component of this strategy.




Operational Excellence

Operational Excellence, the cornerstone of the AMETEK Growth Model, has long been ingrained in our culture.

AMETEK's businesses consistently drive process improvements by utilizing its Operational Excellence tool kit, which includes Lean/Six Sigma, kaizens, Value Analysis/Value Engineering, global sourcing and strategic procurement. These strategies support improved efficiency through cost and asset management, and drive strong operating performance.

Another main component of AMETEK's Operational Excellence strategy is its flexible, global manufacturing capability. With manufacturing campuses in Mexico, China and Eastern Europe, AMETEK's businesses utilize efficient infrastructure resources to manufacture their products. The facilities are equipped with state-of-the-art equipment to produce the advanced technology used in AMETEK's products and solutions. This provides AMETEK with the flexibility to efficiently shift production, while positioning our businesses close to their markets and customers.

2018
Operational Excellence
Performance



In 2018, AMETEK Rauland was recognized with the Dr. John H. Lux Award. Acquired in 2017, Rauland quickly embraced AMETEK's business systems and implemented multiple Operational Excellence tools to achieve improved cost savings, quality and energy efficiency in the production of its printed circuit board assemblies.

These manufactured components drive its connected communications solutions, which are critical to patient safety and satisfaction in hospitals and other health care facilities. By utilizing kaizens, or specific continuous improvement projects, the Rauland team was able to identify ways to streamline operations and generate substantial annual cost savings going forward.




2018 Dr. Lux Award winners: AMETEK Rauland

New Product Development


New Products are key to AMETEK's future success. Continuous investments in research, development and engineering drive the company's long-term, sustainable growth.

Through these investments and strategic acquisitions, the company has evolved its product portfolio to offer solutions with more highly differentiated, advanced technology. Today, AMETEK is a leader in many high-tech industries including ultraprecise measurement, elemental analysis, advanced motion solutions, 3D scanning and high-speed imaging.

AMETEK's businesses unveiled dozens of new products and solutions in 2018 that are solving its customers' most complex challenges. For example, AMETEK Creafom, a leader in 3D measurement technology, introduced its fully automated coordinate measurement system known as CUBE-R™. This fully enclosed solution inspects hundreds of components of varying size per day, with metrology-grade volumetric accuracy. The CUBE-R™ allows Creafom's customers to implement enhanced quality control processes in a reliable, compact and safe environment.



RD&E Expense
(In millions)

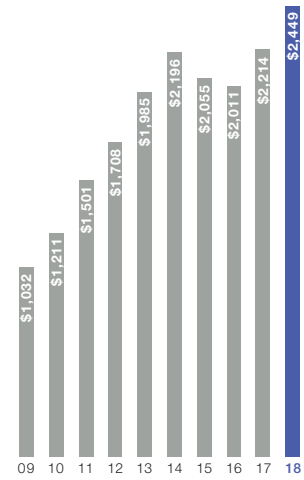
 CUBE-R™

Global and Market Expansion

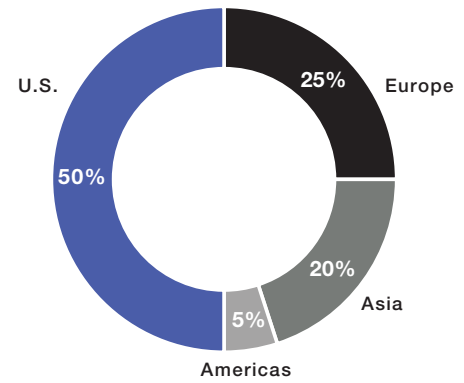
AMETEK is a global company with operations in 30 countries around the world. Through its investments in global sales, service and marketing capabilities, as well as strategic acquisitions, AMETEK has grown its international business to approximately half of total sales.

In 2018, AMETEK India unveiled its Technology Solutions Centre in Bengaluru. Supporting dozens of AMETEK businesses, the Centre offers a state-of-the-art facility to help customers develop new products and select the right equipment for their specific needs, as well as to service our existing products. The Centre showcases the latest in AMETEK aerospace, automation and precision manufacturing, test and measurement, power management, and process analysis instrumentation.

With this expanded presence in the region, AMETEK's businesses can strengthen their positions in India's attractive growth markets.



International Sales
(In millions)



Sales by Region



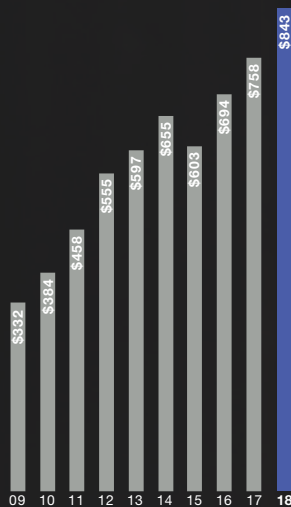
Strong Cash Flow Generation

Through AMETEK's asset-light business model and solid execution across its Operational Excellence, New Product Development and Global and Market Expansion strategies, AMETEK's businesses drive strong and consistent cash generation.

With a disciplined focus on working capital and asset management, AMETEK achieved a record \$926 million in operating cash flow in 2018, an 11% increase over the prior year. This strong level of cash flow supported \$80 million of incremental investments toward internal growth initiatives which included research, development and engineering, along with sales and marketing efforts.

AMETEK finished the year with an outstanding \$843 million in free cash flow. As a percentage of earnings, AMETEK's free cash flow conversion was an impressive 110%.

This level of free cash flow supports the company's capital deployment strategy, ultimately driving AMETEK's long-term growth.



Free Cash Flow
(In millions)



Disciplined Capital Deployment

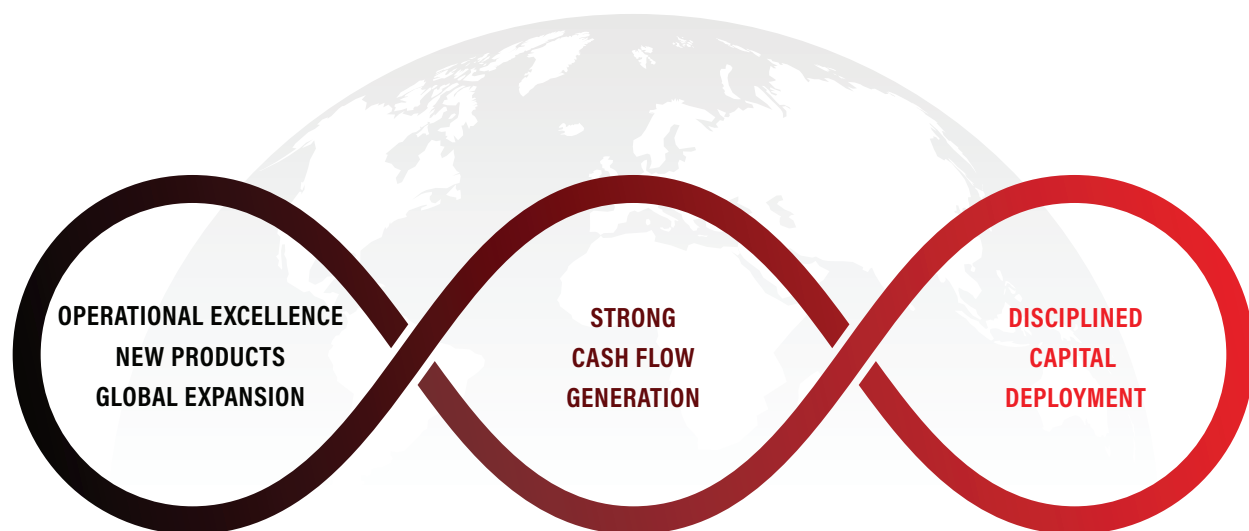
Given the strong free cash flow from its businesses, along with a strong balance sheet, AMETEK has significant flexibility when it comes to capital deployment.

This flexibility affords management the ability to execute the company's capital deployment activities and drive significant returns for its shareholders.

AMETEK's disciplined capital deployment approach has driven excellent results. This fundamental element is key to the AMETEK Growth Model and the company's long-term success.

The hierarchy of AMETEK's capital deployment remains unchanged:

- 1. Strategic Acquisitions:** Investing in differentiated businesses with niche market leadership remains AMETEK's primary focus for capital allocation. The company seeks to deploy its free cash flow on acquisitions to compound future growth.
- 2. Opportunistic Share Repurchases:** AMETEK returns capital to its shareholders through opportunistic share repurchases.
- 3. Dividends:** While AMETEK remains growth-oriented, the company returns a portion of its free cash to shareholders by paying a modest dividend.



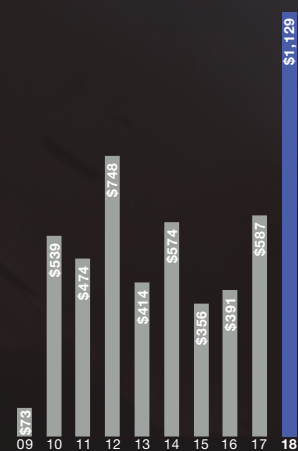
Strategic Acquisitions

AMETEK seeks to deploy its strong free cash flow on highly differentiated businesses with leading positions in niche markets.

2018 was an outstanding year on the acquisition front. AMETEK deployed a record \$1.1 billion on six strategic acquisitions, adding approximately \$350 million in annual sales.

To support AMETEK's acquisition strategy, the company employs an experienced, dedicated team that works closely with AMETEK's businesses to strategically identify attractive acquisition opportunities in core and adjacent markets. Once a candidate is identified, the team conducts a thorough and well-defined due diligence process to evaluate an acquisition's strategic fit with AMETEK. Finally, AMETEK has a proven and robust integration process that focuses on seamlessly integrating acquired businesses into AMETEK's systems, improving sales and operating performance, and driving excellent returns on capital.

This approach, coupled with the power of AMETEK's Growth Model, has yielded tremendous results over time and has helped establish AMETEK as a proven acquirer.



Capital Deployed on Acquisitions
(In millions)

Acquisitions in 2018



FMH Aerospace is a leading provider of highly engineered and differentiated components for use in the growing aerospace, defense and space markets.



SoundCom is a leader in the design, installation and servicing of integrated clinical workflow and audiovisual systems for health care facilities and educational institutions.



Motec is a leading provider of ruggedized vision systems for the high-growth mobile machine vision market supporting operational efficiency, safety and improved industrial work processes.



Forza Silicon designs and produces specialized solutions for complex image sensors increasingly used in medical, defense, commercial and industrial applications.



Spectro Scientific is a leading provider of machine condition monitoring solutions that support the growing need for predictive maintenance of critical assets in high-value industrial applications.



TELULAR

Telular is a market-leading provider of IoT communication solutions for fleet tracking, logistics management and tank monitoring, as well as wireless-based fire and security monitoring. It offers end-to-end solutions including purpose-built hardware, proprietary software and wireless connectivity services to help ensure the efficiency and safety of critical assets.

Telular's IoT technology and wireless capabilities, combined with AMETEK's instrumentation and sensor expertise, greatly expand AMETEK's digital strategy. This platform enables a diverse set of AMETEK businesses to deliver industrial IoT solutions to a broad set of end markets and customers.





William J. Burke



Tony J. Ciampitti



John Wesley Hardin



Timothy N. Jones



Thomas C. Marecic



Ronald J. Oscher

Directors and Officers of the Company

Board of Directors

Thomas A. Amato

*President and Chief Executive Officer,
TriMas Corporation*

Ruby R. Chandy

*Former President, Industrial Division,
Pall Corporation*

Anthony J. Conti

*Retired Partner,
PricewaterhouseCoopers LLP*

Steven W. Kohlhagen

Retired Financial Executive

Gretchen W. McClain

*Former President and
Chief Executive Officer, Xylem Inc.*

Elizabeth R. Varet

*Private Investor; a Managing Director of
American Securities Management L.P.*

Dennis K. Williams

*Former Chairman and Chief Executive
Officer, IDEX Corporation*

David A. Zapico

*Chairman of the Board and
Chief Executive Officer*

Corporate Executive Office

David A. Zapico

*Chairman of the Board and
Chief Executive Officer*

William J. Burke

*Executive Vice President and
Chief Financial Officer*

Tony J. Ciampitti

President, Electronic Instruments

John Wesley Hardin

President, Electronic Instruments

Timothy N. Jones

President, Electromechanical Group

Thomas C. Marecic

President, Electronic Instruments

Ronald J. Oscher

Chief Administrative Officer

Corporate Officers

William D. Eginton

*Senior Vice President,
Corporate Development*

Robert S. Feit

*Senior Vice President, General Counsel
and Corporate Secretary*

Thomas M. Montgomery

Senior Vice President and Comptroller

Robert J. Amodei

Vice President, Audit Services

Donald W. Carlson

Vice President, Strategic Procurement

Kevin C. Coleman

Vice President, Investor Relations

Matthew J. Conti

Vice President, Human Resources

David A. Frank

Vice President, Taxation

John A. Mockler

*Vice President,
International Human Resources*

Brian A. Nash

Vice President, Operational Finance

Michael J. Pizzo

Vice President, Planning and Analysis

Dalip M. Puri

Vice President and Treasurer

Mark R. Scheuer

*Vice President,
Environmental, Health and Safety*

Kenneth C. Weirman

*Vice President and
Chief Information Officer*

Operating Officers

Matthew C. French

*Senior Vice President,
Advanced Motion Solutions*

Bruce P. Wilson

*Senior Vice President,
Ultra Precision Technologies*

T. Christopher Brooks

*Vice President,
Engineered Medical Components*

James O. Davis

*Vice President,
Process and Analytical Instruments*

Peter C. de Jong

*Vice President, Operations,
Electromechanical Group, Reynosa*

Volker Dreisbach

Vice President, Asia

David F. Hermance

*Vice President, Measurement,
Communications and Testing*

Brian A. Hoffmann

*Vice President, Maintenance,
Repair and Overhaul*

Eleanor L. Lukens

*Vice President,
Measurement and Power Systems*

Prakash Mahesh

*Vice President,
Power Systems and Instruments*

Thomas J. Matway

Vice President, Specialty Metal Products

Gregory J. Nelson

*Vice President,
Electronic Components and Packaging*

Keith A. Reazin

*Vice President,
Instrumentation and Specialty Controls*

David R. Samyn

Vice President, Materials Analysis

Emanuela Speranza

Vice President, Europe

James E. Visnic

Vice President, Chemical Products

Robert J. Vogel

*Vice President,
Thermal Management Systems*

Shareholder Information

Corporate Office

AMETEK, Inc.
1100 Cassatt Road
Berwyn, PA 19312-1177 U.S.A.
610-647-2121 or 800-473-1286

The Corporate Office is located in suburban Philadelphia.

Investor Communications

Investors seeking the Form 10-K and additional information about the company may call or write Investor Relations at the Corporate Office or e-mail investor.relations@ametek.com. AMETEK earnings announcements, press releases, SEC filings and other investor information are available at the Investors section of AMETEK's website: www.ametek.com.

Annual Meeting

Thursday, May 9, 2019, 11:00 a.m.
JW Marriott Essex House
160 Central Park South
New York, NY 10019

All shareholders are invited to attend.

Stock Exchange Listing

New York Stock Exchange
Symbol: AME

Shareholder Services

American Stock Transfer & Trust
Company, LLC
6201 15th Avenue
Brooklyn, NY 11219
Attn: Shareholder Services
718-921-8124 or 800-937-5449
www.astfinancial.com

AMETEK's transfer agent responds to inquiries regarding dividend payments, direct deposit of dividends, stock transfers, address changes, and replacement of lost dividend payments and lost stock certificates.

Independent Registered Public Accounting Firm

Ernst & Young LLP
Philadelphia, Pennsylvania



AMETEK is an equal opportunity employer.

Product names with ® and ™ in this report are trademarks of AMETEK, Inc.

For the most up-to-date investor information, scan this code with your smartphone to be taken to the Investors section of www.ametek.com.



1100 Cassatt Road
Berwyn, PA 19312-1177 U.S.A.

www.ametek.com

